

ADAM

Advanced Digital Audio Matrix

Drawings Manual

XCP-40-DB-9

Station Breakout Panel with DB-9 Connectors

PROPRIETARY NOTICE

The product information and design disclosed herein were originated by and are the property of Bosch Security Systems, Inc. Bosch reserves all patent, proprietary design, manufacturing, reproduction, use and sales rights thereto, and to any article disclosed therein, except to the extent rights are expressly granted to others.

COPYRIGHT NOTICE

Copyright 2010 by Bosch Security Systems, Inc. All rights reserved.
Reproduction, in whole or in part, without prior written permission from Bosch is prohibited.

WARRANTY AND SERVICE INFORMATION

For warranty and service information, refer to the appropriate web site below:

RTS www.rtsintercoms.com/warranty

RTSTW www.rtstw.com/warranty

AudioCom..... www.telexaudiocom.com/warranty

RadioCom www.telexradiocom.com/warranty


Headsets www.intercomheadsets.com/warranty

CUSTOMER SUPPORT

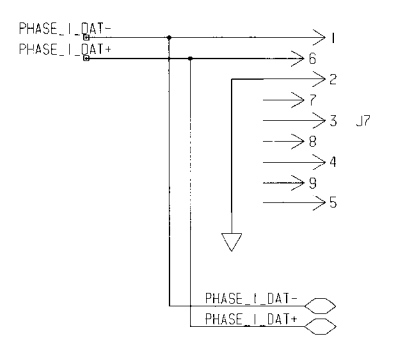
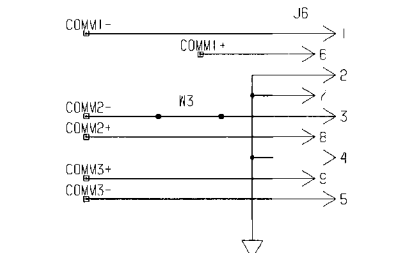
Technical questions should be directed to:

Customer Service Department
Bosch Security Systems, Inc.
12000 Portland Avenue South
Burnsville, MN 55337 USA
Telephone: 877-863-4169
Fax: 800-323-0498
Info@rtsintercoms.com

Technical Questions EMEA
Bosch Security Systems Technical Support EMEA
http://www.rtsintercoms.com/contact_main.php



REVISIONS									
LTC	REV	DESCRIPTION	ECO NO.	CRFT	CHKR	APP	DATE		
	A	RELEASE	60389	MK	MK		3-14-95		
	B	REVISED & REDRAWN PER ECO	60013	DP	DP		1-15-95		



CAD GENERATED DRAWING
FILENAME: 90277515-000/6

DR	MK	CK	MK	APP	TITLE
					SCHEMATIC, BRK-0001 PANEL DB9 VERS ON
DATE	02-24-95				
TELEX®					SIZE: DNG. NO. 90277515-020
TELEX COMMUNICATIONS, INC. WINNEPESKA, MINNESOTA					1 OF 2
ADAM	90307515				
MODEL	NEXT ASS'Y				

